



OBSTRUCCIÓN 1  
[Alvaro Van der Brule]




BLOCKADE: Using an opponent's piece to obstruct him and allow us a tactical idea. Here is a very clear example. 1. ♖d7+!! ♜xd7 2. ♜xe8+ ♔xe8 3. ♜g8# Rd7, which is indispensable to allow our checkmate idea.  
1-0

OBSTRUCCIÓN 2  
[Alvaro Van der Brule]




1. ♖f6+!! ♜xf6 2. ♜d3+- A very clear position of blockade. Bf6 blocks the defence with ...Pf5 which would solve all black problems. 2... ♜e8 There is no other choice in the face of Qxh7 checkmate. 3. ♜xh7+ ♔h8 4. ♜g6+! ♔g8 5. ♜h7+ ♔f8 6. ♜xf7#  
1-0

OBSTRUCCIÓN 3  
[Alvaro Van der Brule]



White has a strong attack, and now he finishes it off with a theme of blockading the escape square. 28. ♖h7+!! ♜xh7 [ 28... ♔g8 29. ♜xh6 ♜xh7 30. ♖f6+ ♔h8 31. ♜xh7# ] 29. ♜e7+ ♔g8 30. ♜e8+ ♜xe8 31. ♜xe8# The Rook on h7 impedes the escape of the black king!  
1-0

OBSTRUCCIÓN 4  
[Alvaro Van der Brule]



37. ♜xg7! ♜xf6 38. ♔e5! And Black resigns because of the need to prevent the f8-square, and allow checkmate. 38... ♜af8 39. ♜h7+ ♔g8 40. ♜cg7#  
1-0